


1. CUT

Carefully cut each image out with a pair of scissors.
Young children – Please get an adult to help with this bit.




2. STAPLE

Staple the 17 images in numerical order.




3. FLIP!

Now your flip book is finished!
Watch Newminster run!




2



4




3



5



6



8



7



9



10



12



11



13



14



16



15



17

